


ROBOTIC AND ENGINEERING SOLUTION




AUTOMETRIX

Address :- J-131 Bhosari MIDC , Pune-411026

Contact No. :- 7218360815,7385119985

Email :- autometrix.roboinfo@gmail.com

www.autometrixrobotic.com




8 inch Dip-Spin Machine

SPECIFICATION AS BELLOW

- 1.Loading capacity :- 8-10 kg @ 550 rpm
- 2.Loading/unloading :- Manual with roller assist
- 3.MACHINE FOOTPRINT :- 1000 length, 1281width, 1970 height
- 4.Machine weight :- 1000 kg
- 5.Max rpm :- 600 rpm
- 6.No tilting
- 7.Switch gears :- Schneider
- 8.HMI ,PLC :- Delta make
- 9.Servo Motor :- Panasonic Make, 1.5 KW direct coupled
- 10.Pneumatic :- SMC Make
- 11.Accessories:- 2 drums, 2 baskets





10 inch Dip-Spin Machine Without Tilting

SPECIFICATION AS BELLOW

- 1.Loading capacity :- 10-12 kg @ 550 rpm
- 2.Loading/unloading :- Manual with roller assist
- 3.MACHINE FOOTPRINT :- 1000 length, 1281width, 1970 height
- 4.Machine weight :- 1000 kg
- 5.Max rpm :- 600 rpm
- 6.No tilting
- 7.Switch gears :- Schneider
- 8.HMI ,PLC :- Delta make
- 9.Servo Motor :- Panasonic Make, 1.5 KW direct coupled
- 10.Pneumatic :- SMC Make
- 11.Accessories:- 2 drums, 2 baskets





12inch Dip-Spin Machine With Tilting

SPECIFICATION AS BELLOW

- 1.Loading capacity :- 20-25 kg @ 550 rpm, Cycle time is 3mins with tilting cycle included
- 2.Loading/unloading :- Manual with roller assist
- 3.MACHINE FOOTPRINT :- 1750 length, 2365 width, 2080 height
- 4.Machine weight :- 2000 kg
- 5.Max rpm :- 600 rpm
- 6.With Tilting angle 45 -50 degree(customizable)
- 7.Switch gears :- Schneider
- 8.HMI ,PLC :- Delta make
- 9.Servo Motor :- Panasonic Make
- 10.Servo motor capacity :- 3 KW, Direct coupled
- 11.Pneumatic :- SMC Make
12. Lifter of basket from ground level to transfer ball level to facilitate tireless filling of parts.
- 13.Air condition unit
14. Dehumidifier suiting to this machine.
- 15 water cooled drum
15. Output Topple unit, cylinder driven Accessoires:- (Drum-2 Nos, Basket-2 Nos) Optional unit:





16inch Dip-Spin Machine With Tilting

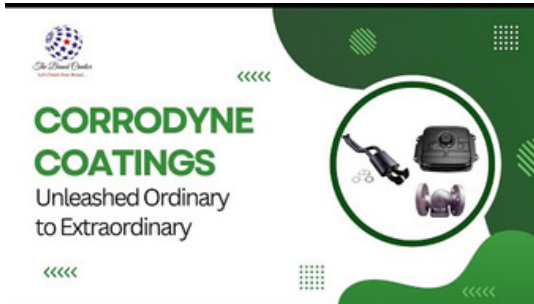
SPECIFICATION AS BELLOW

- 1.Loading capacity :- 45-50 kg @ 550 rpm, Cycle time is 3mins with tilting cycle included
- 2.Loading/unloading :- Manual with roller and Lifting assist
- 3.MACHINE FOOTPRINT :- 3000 length, 2600 width, 2763 height
- 4.Machine weight :- 3000 kg
- 5.Max rpm :- 600 rpm
- 6.With Tilting angle 45 -50 degree(customizable)
- 7.Switch gears :- Schneider
- 8.HMI ,PLC :- Delta make
- 9.Servo Motor :- Panasonic Make
- 10.Servo motor capacity :- 5 KW, Direct coupled
- 11.Pneumatic :- SMC Make
11. Lifter of basket from ground level to transfer ball level to facilitate tireless filling of parts.
12. Output Topple unit, cylinder driven Accessoires:- (Drum-2 Nos, Basket-2 Nos) Optional unit:13.Air condition unit 14. Dehumidifier suiting to this machine. 15 water cooled dru





Our Precious Customers



All rights for presentation and circulation of all the content of this presentation file is reserved by AUTOMETRIX

www.autometrixrobotic.com